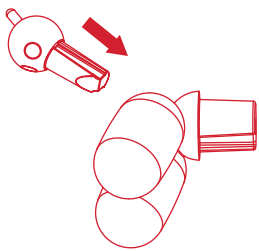
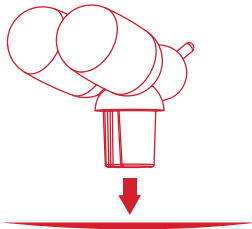




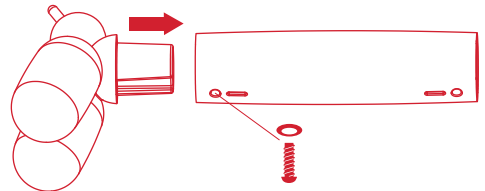
# ATTACKLE! FOR DUMMIES



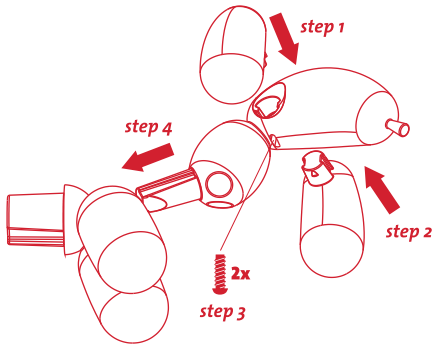
1. Attach the tail to the legs.



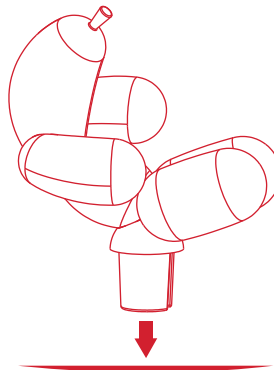
2. Make sure the tail is tightly slid into the legs. Use the floor to apply some extra pressure if needed.



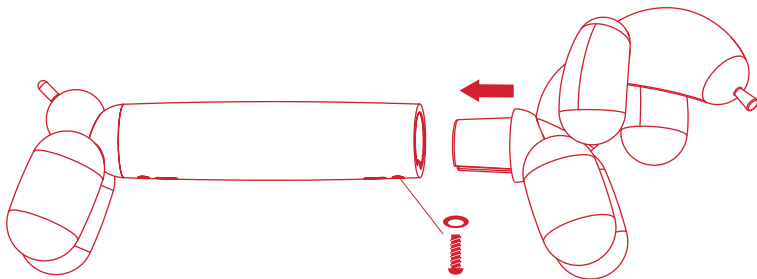
3. Slide the back part into the body (you can recognize the back of the body by the Fatboy logo). Secure the three parts with a screw and a ring at the bottom of the body.



4. Attach the ears to the head by securing them with two screws. Then, attach the head to the other legs.



5. Make sure the head is tightly slid into the legs. Use the floor to apply some extra pressure if needed.



6. Slide the head and legs in the front side of the body. Secure them firmly with a screw and a ring at the bottom of the body.

## YOUR ATTACKLE! IS READY!

CONTENTS OF THIS BOX: 4x 2x 1x 2x 1x 2x 1x 1x